


# MULTIPLY SHOULDN'T BE COMPLEX

## Azure Imaging Systems

### *The Next Generation*

Designed for easy Total Protein Normalization, Azure Imaging Systems bring even greater performance and streamlined user interface to the next evolution of quantitative Western blot imaging.

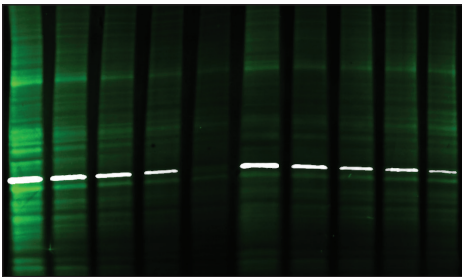




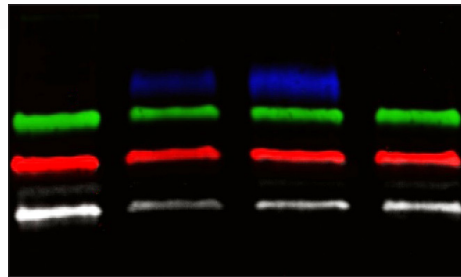
## Big performance, small footprint, incomparable value.

Great science starts with high-quality data, and when it comes to imaging gels, blots, and plates, high quality data starts with the Azure Imaging Systems.

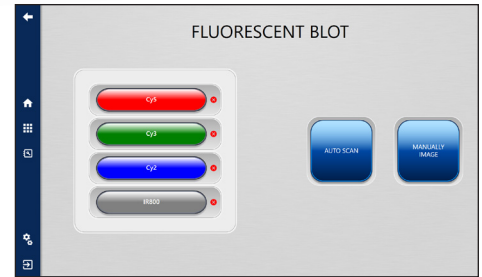
Chemi with Azure Red for TPN



4 Channel Fluorescent Western Blot Imaging



User Interface Designed for Quantitative Westerns



## Azure Imaging Systems

A complete, upgradable imaging system line, designed to provide the flexibility needed for your applications.

Azure	200	280	300	400	500	600
Resolution	5.4 MP	6 MP	9 MP	9 MP	9 MP	9 MP
<b>Applications</b>						
UV Gel Imaging	✓	✓	✓	✓	✓	✓
Trans White Imaging	✓	✓	✓	✓	✓	✓
EPI Visible Color Imaging	✓	✓	✓	✓	✓	✓
Chemiluminescent Westerns		✓	✓	✓	✓	✓
Multiplex Visible Fluorescent Westerns				✓		✓
Multiplex NIR Fluorescent Westerns					✓	✓
Upgradable to 524 nm Visible Fluorescence for TPN (Q Module)			✓		✓	



[www.azurebiosystems.com](http://www.azurebiosystems.com) • [info@azurebiosystems.com](mailto:info@azurebiosystems.com)

Copyright © 2019 Azure Biosystems. All rights reserved. The Azure Biosystems logo, Azure Biosystems®, and cSeries® are trademarks of the Company. All other trademarks, service marks and trade names appearing in this brochure are the property of their respective owners.